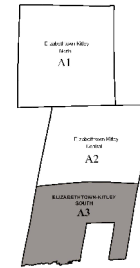


ZONING BY-LAW NO. 13-21

ENLARGEMENT* OF TINCAP

KEY PLAN




ZONES

R1 RESIDENTIAL TYPE 1	MD DISPOSAL INDUSTRIAL
R2 RESIDENTIAL TYPE 2	MBP BUSINESS PARK INDUSTRIAL
RLS LIMITED SERVICES RESIDENTIAL	MAP AIRPORT INDUSTRIAL
RMH MOBILE HOME PARK RESIDENTIAL	MR RURAL INDUSTRIAL
RE ESTATE RESIDENTIAL	I INSTITUTIONAL
CG GENERAL COMMERCIAL	OS OPEN SPACE
CL LOCAL COMMERCIAL	RU RURAL
CT TOURIST COMMERCIAL	AG AGRICULTURE
CR RURAL COMMERCIAL	EX-P MINERAL AGGREGATE EXTRACTION - PIT
MG GENERAL INDUSTRIAL	EX-Q MINERAL AGGREGATE EXTRACTION - QUARRY
MS SALVAGE YARD INDUSTRIAL	EP-PSW ENVIRONMENTAL PROTECTION - PSW
SETTLEMENT AREA DESIGNATION FROM OFFICIAL PLAN	EP-ANSI ENVIRONMENTAL PROTECTION - ANSI
PERMANENTLY WET AREA FROM OFFICIAL PLAN	EP-LSW ENVIRONMENTAL PROTECTION - LSW
	FP FLOOD PLAIN

ALL ISLANDS ZONED RLS UNLESS OTHERWISE INDICATED

ROADS

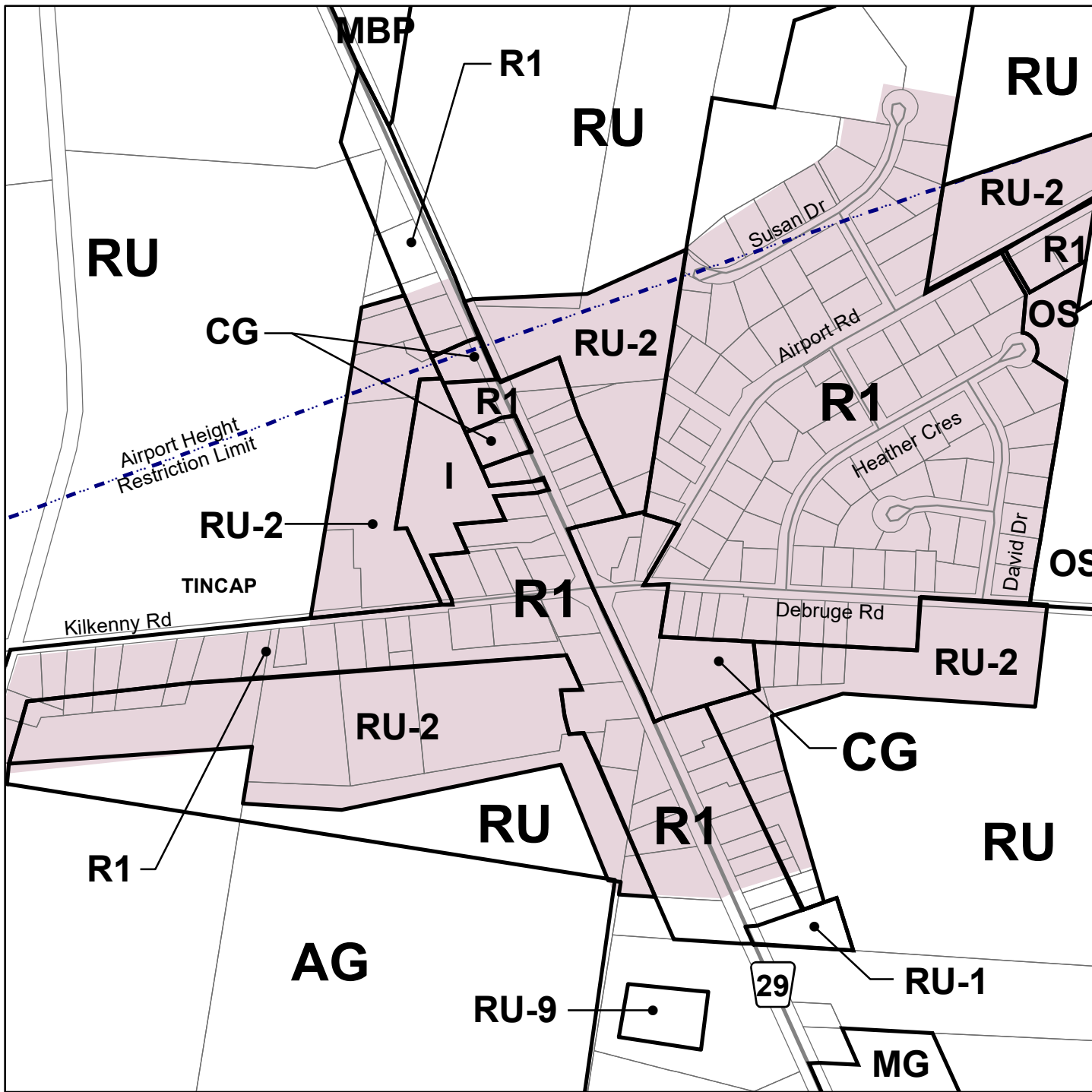
	PROVINCIAL HIGHWAY
	COUNTY ROAD
	TOWNSHIP ROAD
	PRIVATE ROAD



ISSUE DATE: Office Consolidation October 01, 2022 1:7,500



Engineers, Planners & Landscape Architects
Suite 200, 240 Michael Cowpland Drive
Ottawa, Ontario, Canada
K2M 1P6
Telephone (613) 254-9843
Facsimile (613) 254-5867
www.novatech-eng.com



* This Enlargement is provided for Ease of Reference only & does not constitute a schedule to the Zoning By-Law.