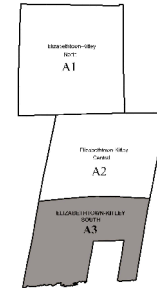


ZONING BY-LAW NO. 13-21

ENLARGEMENT* OF LYN

KEY PLAN

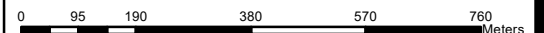


ZONES

R1 RESIDENTIAL TYPE 1	MD DISPOSAL INDUSTRIAL
R2 RESIDENTIAL TYPE 2	MBP BUSINESS PARK INDUSTRIAL
RLS LIMITED SERVICES RESIDENTIAL	MAP AIRPORT INDUSTRIAL
RMH MOBILE HOME PARK RESIDENTIAL	MR RURAL INDUSTRIAL
RE ESTATE RESIDENTIAL	I INSTITUTIONAL
CG GENERAL COMMERCIAL	OS OPEN SPACE
CL LOCAL COMMERCIAL	RU RURAL
CT TOURIST COMMERCIAL	AG AGRICULTURE
CR RURAL COMMERCIAL	EX-P MINERAL AGGREGATE EXTRACTION - PIT
MG GENERAL INDUSTRIAL	EX-Q MINERAL AGGREGATE EXTRACTION - QUARRY
MS SALVAGE YARD INDUSTRIAL	EP-PSW ENVIRONMENTAL PROTECTION - PSW
SETTLEMENT AREA DESIGNATION FROM OFFICIAL PLAN	EP-ANSI ENVIRONMENTAL PROTECTION - ANSI
PERMANENTLY WET AREA FROM OFFICIAL PLAN	EP-LSW ENVIRONMENTAL PROTECTION - LSW
ALL ISLANDS ZONED RLS UNLESS OTHERWISE INDICATED	FP FLOOD PLAIN

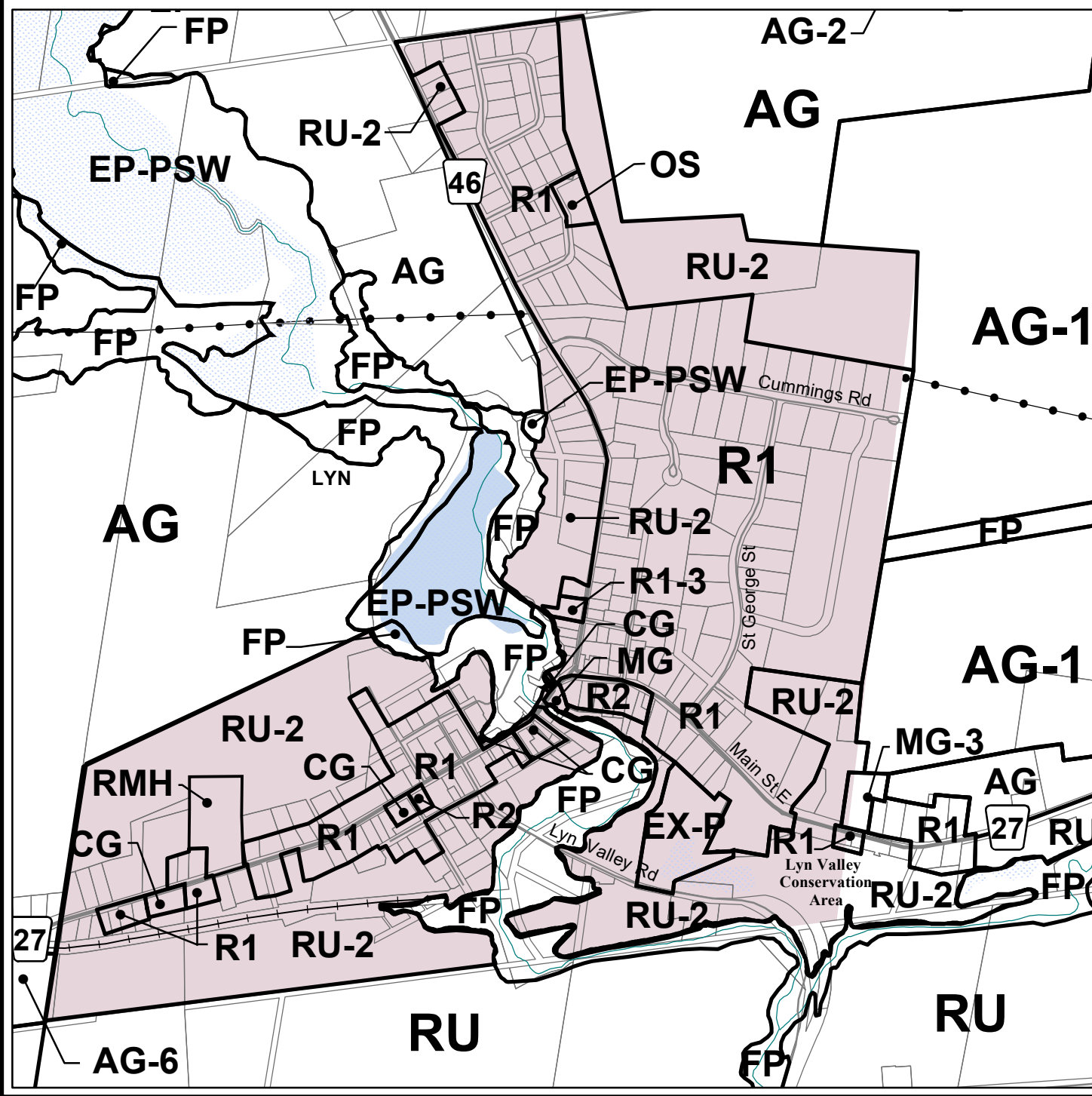
ROADS

	PROVINCIAL HIGHWAY
	COUNTY ROAD
	TOWNSHIP ROAD
	PRIVATE ROAD



ISSUE DATE: Office Consolidation October 01, 2022 1:12,500

NOVATECH
 Engineers, Planners & Landscape Architects
 6113 24th Street, Suite 100
 Ottawa, Ontario, Canada
 K1M 1P9
 Telephone: (613) 224-6843
 Facsimile: (613) 224-6887
 www.novatech.ca



* This Enlargement is provided for Ease of Reference only & does not constitute a schedule to the Zoning By-Law.