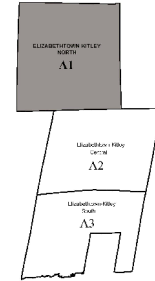


ZONING BY-LAW NO. 13-21

ENLARGEMENT* OF TOLEDO

KEY PLAN




ZONES

R1	RESIDENTIAL TYPE 1	MD	DISPOSAL INDUSTRIAL
R2	RESIDENTIAL TYPE 2	MBP	BUSINESS PARK INDUSTRIAL
RLS	LIMITED SERVICES RESIDENTIAL	MAP	AIRPORT INDUSTRIAL
RMH	MOBILE HOME PARK RESIDENTIAL	MR	RURAL INDUSTRIAL
RE	ESTATE RESIDENTIAL	I	INSTITUTIONAL
CG	GENERAL COMMERCIAL	OS	OPEN SPACE
CL	LOCAL COMMERCIAL	RU	RURAL
CT	TOURIST COMMERCIAL	AG	AGRICULTURE
CR	RURAL COMMERCIAL	EX-P	MINERAL AGGREGATE EXTRACTION - PIT
MG	GENERAL INDUSTRIAL	EX-Q	MINERAL AGGREGATE EXTRACTION - QUARRY
MS	SALVAGE YARD INDUSTRIAL	EP-PSW	ENVIRONMENTAL PROTECTION - PSW
	SETTLEMENT AREA DESIGNATION FROM OFFICIAL PLAN	EP-ANSI	ENVIRONMENTAL PROTECTION - ANSI
	PERMANENTLY WET AREA FROM OFFICIAL PLAN	EP-LSW	ENVIRONMENTAL PROTECTION - LSW
		FP	FLOOD PLAIN

ROADS

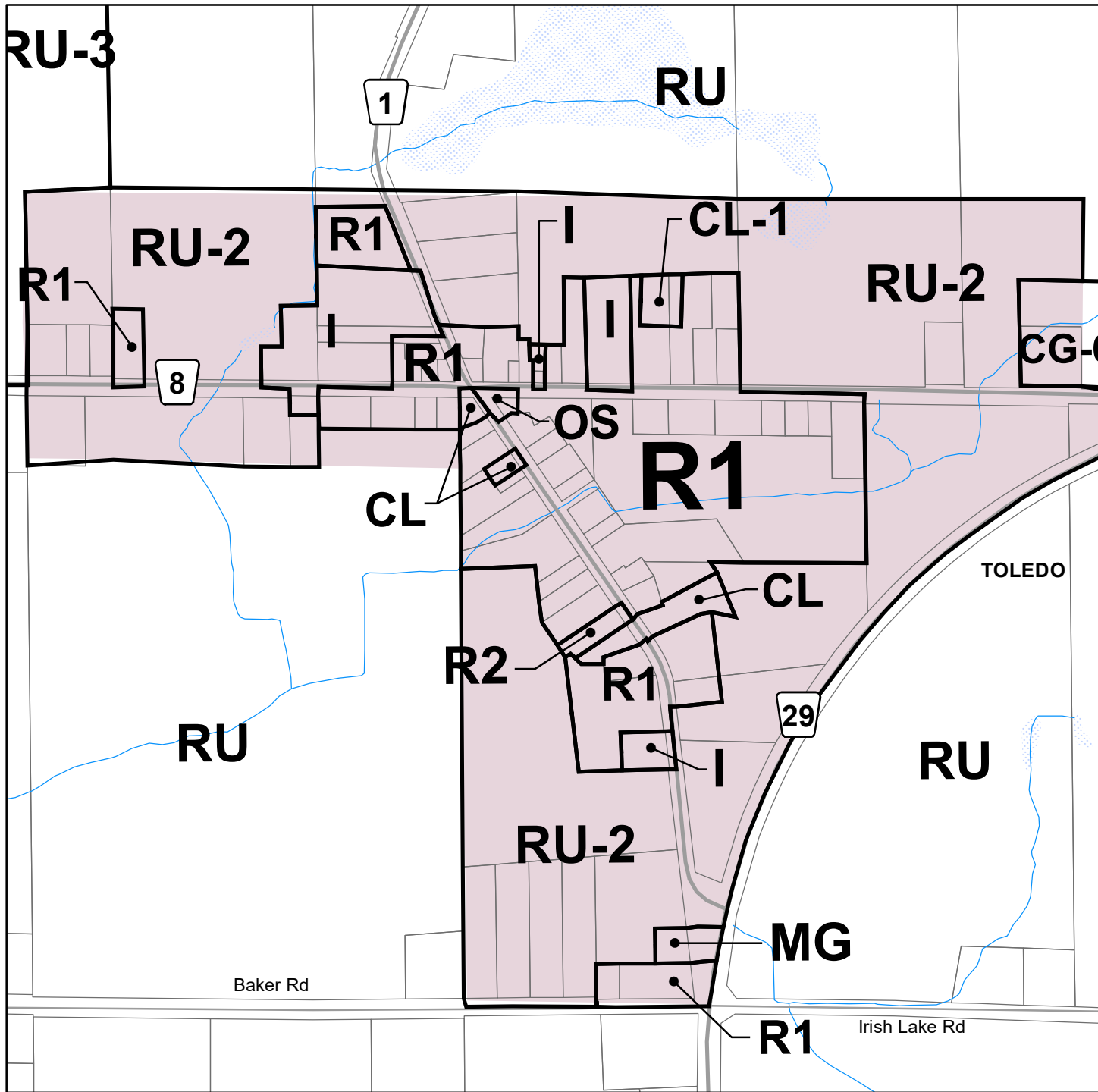
	PROVINCIAL HIGHWAY
	COUNTY ROAD
	TOWNSHIP ROAD
	PRIVATE ROAD



ISSUE DATE: Office Consolidation October 01, 2022

NOVATECH

Engineers, Planners & Landscape Architects
Suite 200, 240 Michael Cowpland Drive
Ottawa, Ontario, Canada
K2M 1P6
Telephone: (613)254-9843
Facsimile: (613)254-9867
www.novatech-eng.com



* This Enlargement is provided for Ease of Reference only & does not constitute a schedule to the Zoning By-Law.